



ACTING GLOBAL
WELDING LOCAL

WA Integra™

Product and service solutions
for increased wear resistance

Welding Alloys' Integra™ division specialises in providing welding services in-house or in-situ using our own advanced welding consumables and state-of-the-art machines for the hardfacing and cladding of components worn in service. Welding Alloys Integra™ also specially design and manufacture components.

- Expert knowledge and experience across a number of industries
- Integra™ Service Centres throughout the world
- Repair, cladding, hardfacing solutions
- Increased productivity, less downtime
- Reduced maintenance costs

Integra™ products and solutions



Composite wear plates



3D-Carb™



MillCarb™



Integra Mill



Advanced Materials



Advanced Components

- Assessment and analysis of parts and their working conditions; procedure development, application and control measures ensuring high quality standards from start to finish
- Supply of our own designed long lasting and reliable hardfaced components
- Application of highly efficient cladding or hardfacing procedures with the use of simultaneously operating fully automated welding heads




Expert solutions for a range of industries



POWER




AGRICULTURE & FOOD




PULP & PAPER



RECYCLING



STEEL



CEMENT



HYDROPOWER



SUGAR



OIL & GAS

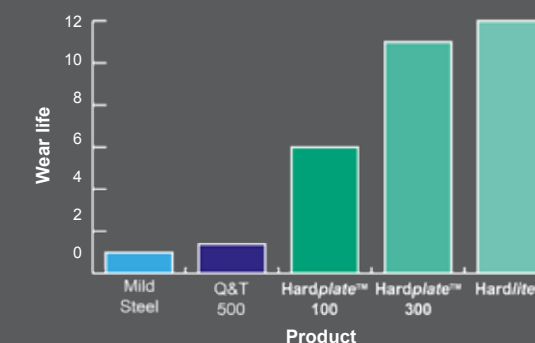


MINING

Integra™ solutions: increased lifetime, decreased total cost of ownership

- | | |
|------------------|-------------------------|
| • Vertical mills | • Buckets |
| • Roller presses | • Valves |
| • Crushers | • Ducts and elbows |
| • Sinter stars | • Kiln tyres |
| • Ventilators | • Cones |
| • Blast furnaces | • Pipes |
| • Turbines | • Mantles |
| • Discs | • Guide vanes |
| • Chutes | • Load & haul equipment |

ASTM G-65 Wear Test (independent laboratory)



The graph above compares the wear life of various products. As an example, we can see that Hardplate™ 100 has a life span four times greater than 500 BHN quenched and tempered material. The use of Integra™ wear plates, on a chute for example, can therefore significantly increase the life span of that chute, which in turn reduces the total cost of ownership.



Our Technical 'Spark' Solves Your Industrial Challenges



WA Consumables

The go-to provider
of advanced welding
consumables



WA Machines

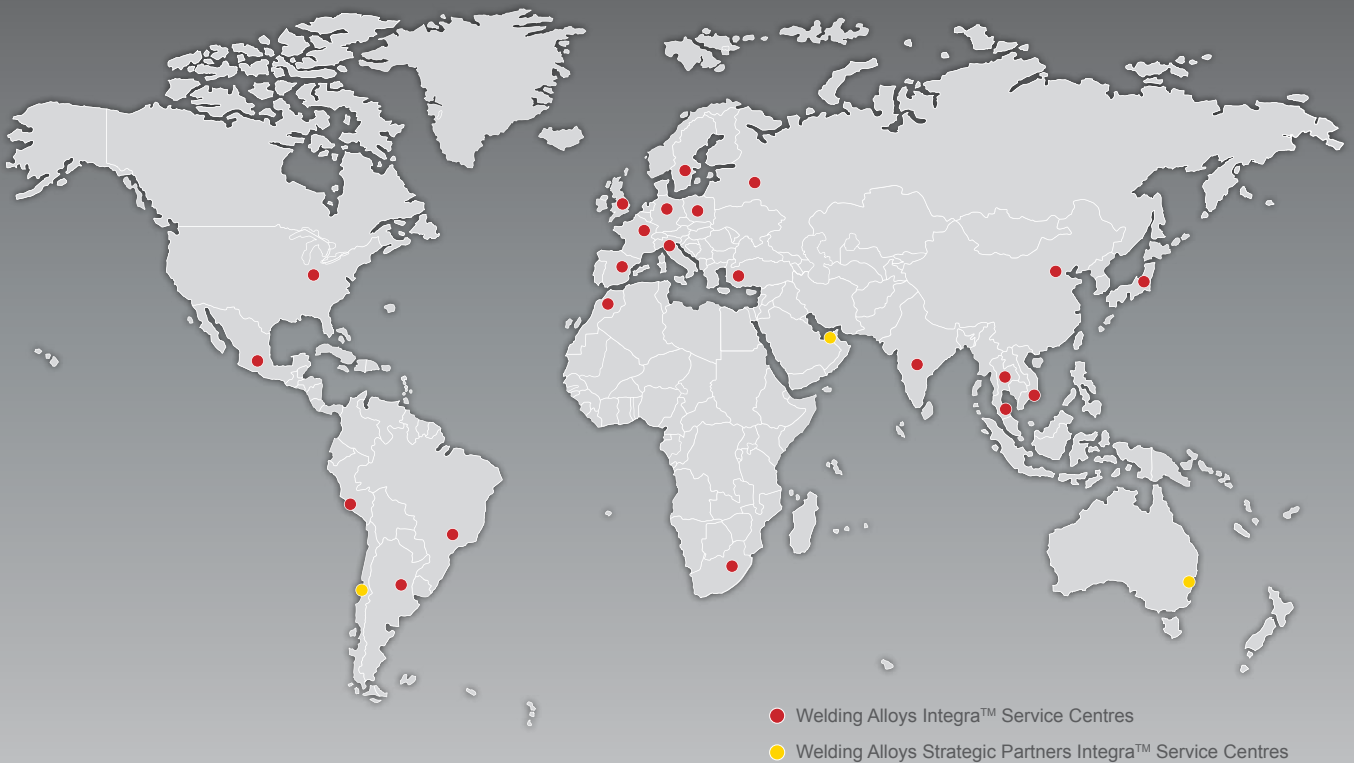
The go-to provider
of automated equipment
for wear protection



WA Integra™

The go-to provider
of engineered wear
protection solutions

Worldwide Integra™



www.welding-alloys.com

